

Product Details



HFFSV15LS

Fastflo Short Brass Arm with 15mm Long Tail Adaptor

Supplied with: Complete Plastic Valve Body, Short Brass Arm & 15mm Long Tail Adaptor



HFFSV20LS

Fastflo Short Brass Arm with 20mm Long Tail Adaptor

Supplied with: Complete Plastic Valve Body, Short Brass Arm & 20mm Long Tail Adaptor



HFFSV20LS

Fastflo Short Brass Arm with 20mm Long Tail Adaptor

Supplied with: Complete Plastic Valve Body, Short Brass Arm & 20mm Long Tail Adaptor



HFFSV15L

Fastflo Long Brass Arm with 15mm Long Tail Adaptor

Supplied with: Complete Plastic Valve Body, Long Brass Arm, 15mm Long Tail Adaptor and 650mm Cord and Nuts



HFFSV20L

Fastflo Long Brass Arm with 20mm Long Tail Adaptor

Supplied with: Complete Plastic Valve Body, Long Brass Arm, 20mm Long Tail Adaptor and 650mm Cord and Nuts



HFFSV25L

Fastflo Long Brass Arm with 25mm Long Tail Adaptor

Supplied with: Complete Plastic Valve Body, Long Brass Arm, 25mm Long Tail Adaptor and 650mm Cord and Nuts



HFFSV2520S

Fastflo Long Brass Arm with 20mm & 25mm Standard Adaptors.

Supplied with: Complete Plastic Valve Body, Long Brass Arm, 20mm & 25mm Standard Adaptors and 650mm Cord & Nuts



HFFSV15RLS

Fastflo Short Ratchet Brass Arm with 15mm Long Tail Adaptor

Supplied with: Complete Plastic Valve Body, Short Ratchet Brass Arm & 15mm Long Tail Adaptor



HFFSV20RLS

Fastflo Short Ratchet Brass Arm with 20mm Long Tail Adaptor

Supplied with: Complete Plastic Valve Body, Short Ratchet Brass Arm & 20mm Long Tail Adaptor



HFFSV25RLS

Fastflo Short Ratchet Brass Arm with 25mm Long Tail Adaptor

Supplied with: Complete Plastic Valve Body, Short Ratchet Brass Arm & 25mm Long Tail Adaptor

Frequently Asked Questions

- Q** Will the Hansen *Fast-Flo* valve work in my calf shed bowl troughs?
- A** Yes, the *Fast-Flo* valve was designed as a compact valve for use in small troughs and header tanks or any situation where the valve space is confined.
- Q** I have a compact float valve in a header tank, the flow is too low into the tank and won't keep up with our requirements. I can't fit a larger valve into this tank, if I replace it with a Hansen *Fast-Flo* valve will the flow be any better?
- A** Yes, the *Fast-Flo* valve has the highest flow of any valve in its class/size. At 500kPa (73psi) it will deliver 56lpm.
- Q** The pressure at my header tank is quite high and the compact float valves I have used either don't last very long or they don't shut off properly and I find the overflow running. Will the Hansen *Fast-Flo* valve work with high pressure?
- A** Yes, the *Fast-Flo* valve has the arm pivot point positioned to allow closing at pressures up to 12bar (174psi) with a 115mm float attached.
- Q** I have found the rubber seats in the compact float valves I am using don't last very long, does the Hansen *Fast-Flo* valve use the same rubber seat?
- A** No, the seat we use in all Hansen piston type float valves are urethane which is a very durable and hard material. The seal is also reversible if a foreign body should damage it.
- Q** I have a header tank in my house that is very noisy while filling, will the Hansen *Fast-Flo* valve be any quieter?
- A** The noise while the tank is filling is caused by the high velocity of the water from the valve outlet into the tank. The *Fast-Flo* valve outlet doubles as a spigot so you can attach a length of hose to allow the flow to be placed onto the bottom of the tank eliminating this noise.
- Q** What size tank inlet do I need to fit the Hansen *Fast-Flo* valve?
- A** All the Hansen float valves carry a 25mm (1") female thread on the valve inlet. This gives you a couple of benefits. The valve will fit inlets from 15mm to 50mm when using our range of adaptors. The additional material used at the inlet to form the female thread strengthens the valve at an area that has been identified as a weak point in other branded valves.

HANSEN PRODUCTS (NZ) LIMITED

PO Box 809 • Whangarei • New Zealand

P: +64 9 430 4140 F: +64 9 430 4141

E: info@hansenproducts.com

W: www.hansenproducts.com

Available From:

HANSEN

Best Installed Value



HANSEN[™]

Fast-Flo Valves



HDB285 2210

www.hansenproducts.com

A Reliable, Compact Trough/Tank Valve

Best Installed Value

Hansen Products *Fast-Flo* Valves are Strong, Lightweight and Compact and have been designed and manufactured to deliver high volumes of water quickly with smooth, unrestricted, full flow control.

The Hansen *Fast-Flo* valve is one of the most versatile valves we produce. With a particular focus on being compact with high flow rates & reliability, the scope of its use ranges from bowls all the way up to paddock troughs used for dry stock watering. Its compact size makes it equally at home in space restricted environments that require rapid refills such as header tanks, & includes a diffuser capable outlet to help manage turbulence. With the short arm version having the highest flow of any valve of its size, it may be compact but it's capabilities are well beyond its size!

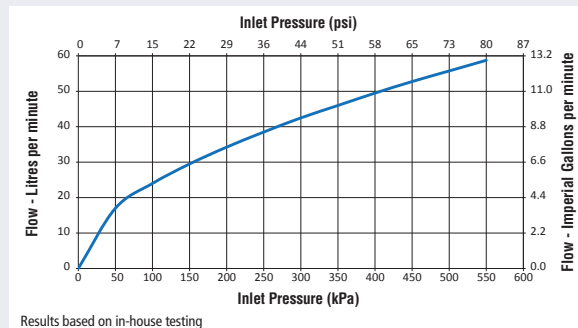
With over 60 years' experience in manufacturing, Hansen Products knows the importance of fluid delivery, flow and pressure within a pipe system. This has seen Hansen Products build a reputation for providing high performance, easy to use, innovative, simple products that provide our customers with "Best Installed Value".

All Hansen products carry our Limited Lifetime Warranty*

*For more information on our warranty, please visit www.hansenproducts.com/legal.htm

Technical Specifications


Hansen *Fast-Flo* Valve Flow Chart



For further technical information including chemical & temperature specifications, please visit our website: www.hansenproducts.com



MALE ADAPTORS
O-Ring seal short and long adaptors available in 15-50mm (1/2" - 2"). Manufactured from High Quality Glass Fibre Reinforced Nylon for a weather, termite, fungi & bacteria resistance.



COMPACT!
Ideal for confined spaces the Hansen Fast-Flo valve is well suited to trough/tank environments that demand a compact sized valve.



REVERSIBLE SEAL
Reversible seal effectively doubles the valves life.



STRONG LONG LIFE SEAL
Versatile, Tough, Double Sided Urethane Seal.



ANTI-SYPHON HOLES
When the valve body outlet is submerged in water or has an extension outlet tube attached, the Anti-Syphon Holes have been designed to be knocked out to prevent the valve from back flowing as long as the Anti-Syphon Holes are above water level.

FLOW RATE
29 PSI, 34L/PM

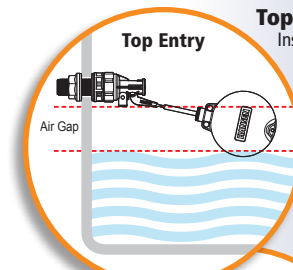


HOSE BARB OUTLET
Acts as a diffuser for quiet operation and controlling the outlets flow in confined spaces

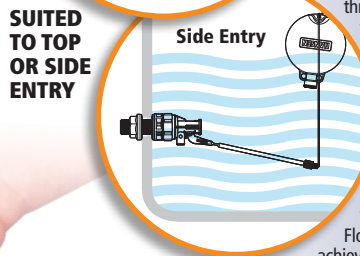
EZI BEND LEVEL ADJUSTMENT
Hansen Fast-Flo Valves feature a patented Hansen Ezi Bend arm making level adjustment a breeze



Top Entry Installations
Insert the Long Tail Adaptor through the inlet hole in the trough wall, place Poly Washer on Long Tail Adaptor, thread on Adaptor Nut then tighten firmly. Do not over tighten. Screw the Fast-Flo Float on to the Brass Arm, do not bend Brass Arm



Side Entry Installations
Insert the Long Tail Adaptor through the inlet hole in the trough wall, place Poly Washer on Long Tail Adaptor, thread on Adaptor Nut then tighten firmly. Do not over tighten. Screw the Cord Nut* onto the Fast-Flo Brass arm. Thread the Cord* through the Fast-Flo Float. Tie the Cord off to achieve the correct water level.



SUITED TO TOP OR SIDE ENTRY

*Cord and Nuts only supplied with long arm version.



HAND TESTED

HAND TESTED
All Hansen Fast-Flo Valves are rigorously hand tested.

MATERIALS APPROVED FOR DRINKING WATER
All plastic parts used in the manufacturing of Fast-Flo valves have been approved for use with potable water.
AS/NZS 4020



MAXIMUM WORKING PRESSURE
12 Bar (174 psi) @ 20°C

NOTE: High pressure and or flow can cause water turbulence when used in top entry installations. To minimise use a short piece of pipe to act as a diffuser. To prevent back flow when using a diffuser punch out the Anti-Syphon Holes. The Fast-Flo Valves are protected by intellectual property rights owned by the Hansen group of companies in NZ, Australia and other countries, including NZ patent 626771 & registered design 418914 and an AU patent application 2015202120 and registered design 359222. FAST-FLO and EZI BEND are trademarks of the Hansen group of companies.